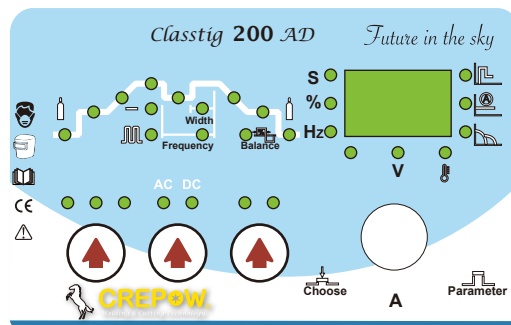


INVERTER IGBT TIG ACDC PULSE

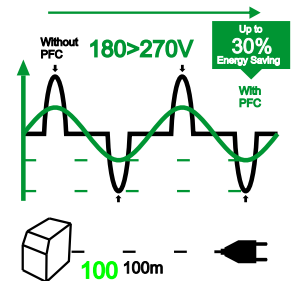
CLASS TIG 200 AD




- High duty cycle and reliability
- HF for easier Arc Striking
- MCU Control makes all settings by manual on front panel with smart knobs
- American operation panel and European operation panel are optional
- MultiWaveform output includes square wave, sine wave, triangular wave and trapezoidal wave
- AC balance range is 50%85%
- Minimum welding current is 5Amps.
- Wireless hand remote control and Wireless foot control are available
- Finger control on TIG torch is available
- Digital Ammeters for easy viewing
- Protections including overheat, overvoltage, lowvoltage and overcurrent
- *90270 Volts input can be worked in Global market
- PFC technology makes power factor more than 0.99 and energy saving



- TIG(GTAW)
- STICK(SMAW)



WIDE VOLTAGE



POWER GENERATOR
1~110V 5KW/6.5KVA
1~230V 7KW/8.5KVA

MODEL	CLASS TIG 200 AD			
Power Supply Voltage (V)	90~270			
Fre.(HZ)	50/60			
Input Voltage(V)	1~110±20%		1~220/230/240±10%	
Function	MMA	TIG	MMA	TIG
Rated Input Power (KW)	4.1	3.3	7	4.5
Rated Input Current (A)	40	30	33	21.5
Duty Cycle (40°C 10min)	130A 30%	160A 60%	200A 60%	200A 60%
	95A 60%	125A 100%	155A 60%	155A 60%
	70A 100%			
No Load Voltage (V)	67			
Welding Current range (A)	5~160	5~130	5~200	
Up Slope/Down Slope Flow (S)	0~10			
Pre/Post Flow (S)	0.1~10/1~10			
Pulse frequency (HZ)	0.5~200			
AC frequency (HZ)	50~250			
Pulse Width range(%)	5~100			
Clearance effect(AC TIG)	15~50			
Efficiency (%)	≥85			
Power Factor	0.99			
Net Weight (KG)	14.5			
Dimensions (MM)	490*190*285			
Protection Class	IP23			
Insulation Class	H			
Cooling	AF			

INVERTER IGBT TIG ACDC PULSE



Optional Accessories:

